

Sechskantmuttern

DIN 934 / ISO 4032

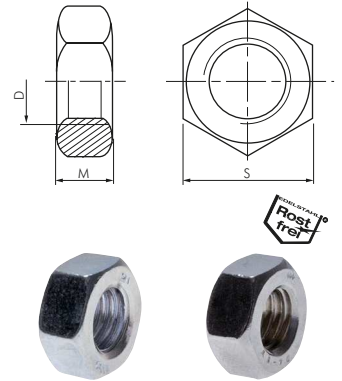
Optional: Edelstahl A4 -ES4A

Typ Stahl 8 verzinkt	Typ Edelstahl A2	D	M	S	Typ Stahl 8 verzinkt	Typ Edelstahl A2	D	M	S
934-M3	934-M3 ES	M 3	2,4	5,5	934-M24	934-M24 ES	M 24	19	36
934-M4	934-M4 ES	M 4	3,2	7	934-M27	934-M27 ES	M 27	22	41
934-M5	934-M5 ES	M 5	4,0	8	934-M30	934-M30 ES	M 30	24	46
934-M6	934-M6 ES	M 6	5,0	10	934-M33	934-M33 ES	M 33	26	50
934-M8	934-M8 ES	M 8	6,5	13	934-M36	934-M36 ES	M 36	29	55
934-M10	934-M10 ES	M 10	8,0	17	934-M39	---	M 39	31	60
934-M12	934-M12 ES	M 12	10,0	19	934-M42	---	M 42	34	65
934-M14	934-M14 ES	M 14	11,0	22	934-M45	---	M 45	36	70
934-M16	934-M16 ES	M 16	13,0	24	934-M48	---	M 48	38	75
934-M18	934-M18 ES	M 18	15,0	27	934-M56	---	M 56	45	85
934-M20	934-M20 ES	M 20	16,0	30	934-M60	---	M 60	48	90
934-M22	934-M22 ES	M 22	18,0	32					

Bestellbeispiel: 934-M3 **

Standardtyp

Kennzeichen der Optionen:
Edelstahl A4 -ES4A

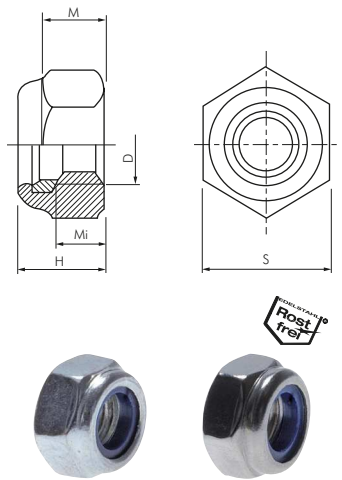


Sechskantmuttern, selbstsichernd mit Kunststoff-Klemmring

DIN 985 / ISO 10511

Typ Stahl 6/8* verzinkt	Typ Edelstahl A2	D	H	M (min)	Mi (min)	S
985-M3	985-M3 ES	M 3	4,0	2,4	1,65	5,5
985-M4	985-M4 ES	M 4	5,0	2,9	2,2	7
985-M5	985-M5 ES	M 5	5,0	3,2	2,75	8
985-M6	985-M6 ES	M 6	6,0	4,0	3,3	10
985-M8	985-M8 ES	M 8	8,0	5,5	4,4	13
985-M10	985-M10 ES	M 10	10,0	6,5	5,5	17
985-M12	985-M12 ES	M 12	12,0	8,0	6,6	19
985-M14	985-M14 ES	M 14	14,0	9,5	7,7	22
985-M16	985-M16 ES	M 16	16,0	10,5	8,8	24
985-M18	985-M18 ES	M 18	18,5	13,0	9,9	27
985-M20	985-M20 ES	M 20	20,0	14,0	11,0	30
985-M22	985-M22 ES	M 22	22,0	15,0	12,2	32
985-M24	985-M24 ES	M 24	24,0	15,0	13,2	36
985-M27	---	M 27	27,0	17,0	14,8	41
985-M30	---	M 30	30,0	19,0	16,5	46
985-M33	---	M 33	33,0	22,0	18,2	50
985-M36	---	M 36	36,0	25,0	19,8	55
985-M39	---	M 39	39,0	27,0	21,5	60

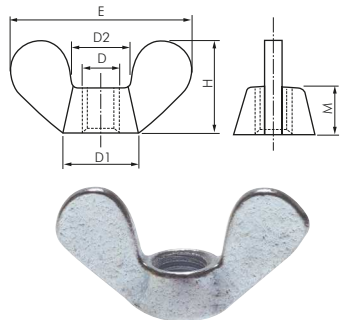
* nach Wahl des Herstellers



Flügelmuttern

DIN 315

Typ Temperguss verzinkt	D	D1 (max.)	D2 (max.)	E (max.)	H (max.)	M (max.)
315-M4	M 4	8	7,0	20	10,5	4,6
315-M5	M 5	11	9,0	26	13,0	6,5
315-M6	M 6	13	11,0	33	17,0	8,0
315-M8	M 8	16	12,5	39	20,0	10,0
315-M10	M 10	20	16,5	51	25,0	12,0
315-M12	M 12	23	19,5	65	33,5	17,0
315-M16	M 16	29	23,0	73	37,5	17,0
315-M20	M 20	35	29,0	90	46,5	21,0



Hutmuttern, hohe Form

DIN 1587

Typ Stahl 6 verzinkt	Typ Edelstahl A2	D	Dk	H	M	T	S
1587-M3	1587-M3 ES	M 3	5,5	6	2,5	4,1	5
1587-M4	1587-M4 ES	M 4	6,5	8	3,2	5,5	7
1587-M5	1587-M5 ES	M 5	7,5	10	4,0	7,5	8
1587-M6	1587-M6 ES	M 6	9,5	12	5,0	8,0	10
1587-M8	1587-M8 ES	M 8	12,5	15	6,5	11,0	13
1587-M10	1587-M10 ES	M 10	16,0	18	8,0	13,0	17
1587-M12	1587-M12 ES	M 12	18,0	22	10,0	16,0	19
1587-M14	1587-M14 ES	M 14	21,0	25	11,0	18,0	21
1587-M16	1587-M16 ES	M 16	23,0	28	13,0	21,0	24
1587-M18	1587-M18 ES	M 18	26,0	32	15,0	25,0	27
1587-M20	1587-M20 ES	M 20	28,0	34	16,0	26,0	30
1587-M24	1587-M24 ES	M 24	34,0	42	19,0	31,0	36

